

LEAPTOR®

Innovation | Technology | Solution



**GATE, DOOR &
ROLLING SHUTTER MOTOR SERIES**

SLIDING GATE MOTOR

AUTOMATE YOUR SLIDING GATES ADD VALUE TO ANY PREMISES



- Smooth & noiseless running and absolutely no wear & tear.
- High strength metallic gears for steady operations.
- Top cover made up of high grade material to resist UV rays & hard environmental condition.
- Higher capacity models with life time lubrication equipped with 150 °C thermal protection function.
- Manual operation by manual release lever in case of power failure.

SLIDING GATE MOTORS

Range: 300 Kg to 6000 Kg



SLG: 600 & 600-S



SLG: 300-B & 800



SLG: 2500



SLG: 3000-6000

SWING GATE MOTOR

GUARANTEE LONG TERM DURATION



LINEAR SWING GATE MOTOR

Range: 4-4.5m length upto 400 kg each



SWG: 4-4.5-400

UNDERGROUND SWING GATE MOTOR

Range: 3.5m length upto 400 Kg each



SWUG: 400 & 300-B

HYDRAULIC SWING GATE MOTOR

Range: 4-6m length upto 600 kg each



SWH: 4-600 & 6-600


- Unique & sleek motor design with self-locking actuator.
- Motor housing is made up of aluminium.
- High strength shaft and endless screw made up of tensile steel.
- Bearing house fitted with hard metal crown to eliminate bearing & shaft stress.
- Easily accessible key operated manual release.
- Smooth & noiseless operation.

ROLLING SHUTTER MOTOR

INDIRECT & TUBULAR DRIVE

AUTOMATE YOUR ROLLING SHUTTER

LONG LASTING & EASY TO FUNCTION



- Equipped with Inbuilt safety brake.
- Ease in installation, operation and maintenance.
- 100 % copper wiring ensures larger capacity & durability.
- Chain/Crank operation in case of emergency.
- In built mechanical limit switch for stopping.
- High quality precision gears made up of high quality steel.

INDIRECT DRIVE


Range: 300 to 2000 Kg



Indirect Drive

INDIRECT DRIVE

Range: 2500 to 4000 Kg



Indirect Drive

TUBULAR DRIVE

Range: 140 to 160 Nm



Tubular Drive



ROLLING SHUTTER MOTOR

DIRECT DRIVE

ULTIMATE SOLUTION FOR LONG LASTING OPERATIONS AND OVERLOAD PROTECTION

DIRECT DRIVE MOTORS

Capacity: 140 Nm to 1400 Nm Torque Range



Direct Drive Motor



Handcrank for Manual Operation





Control Panel

- Simple installations & frame less design.
- Compact model and efficient operation.
- Integrated brake and mechanical limit switch ensure safety.
- High quality hardened steel worm gears.
- Anti fallback safety system.
- In case of emergency can be operated by hand crank.
- Advance control panel equipped to integrate with no. of safety & operational accessories.

SWING DOOR MOTOR

LONG LASTING & EASY TO FUNCTION



- Electro mechanical motor connected with output shaft for swing mechanism.
- Less vibration and noise ensures silent door operation.
- Durable, stylish & low maintenance automation.
- Smooth & steady operation.
- Manual operation by spring in case of power failure.

SWING DOOR MOTORS

Range: 80 Kg to 200 Kg



SWD: 80



SWD: 200

GLASS DOOR MOTOR

DESIGNED TO INCREASE SAFETY & PRODUCTIVITY



GLASS DOOR MOTORS

Range: 1100 mm to 3000 mm



GDO: 1100-L, 1140-L
& GDO: 2100-L, 2140-L



GDO: 2180-L, 2240-L
& 2300-L

- Designed for safe, unique, sleek & smooth working & very less wear & tear of mechanical parts.
- Motors are with silver anodized aluminium profile for base & cover.
- The double wheel galvanized steel carriage installed in the drive for smooth slide operation.
- Suitable for higher no. of operations.
- External manual release for manual operation in case of power failure.

ACCESSORIES

OPERATING & SAFETY ACCESSORIES



KEY SWITCH/PUSH BUTTON



REMOTE CONTROL WITH RECEIVER



VERTICAL SAFETY EDGE RUBBER & SENSOR



FLASHING LAMP




LOOP DETECTOR



RADAR




SAFETY PHOTOCELL

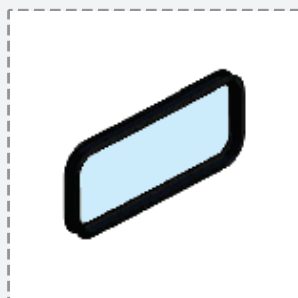


SAFETY CATCH

MECHANICAL ACCESSORIES



CHAIN/CHAIN WHEEL ATTACHMENT




VISION WINDOW



BOTTOM ROLLER




TOP NYLONS ROLLER



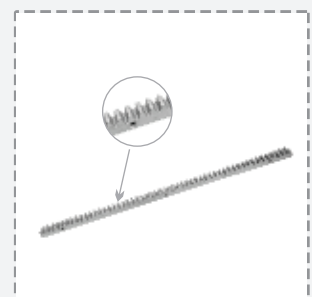
CANTILEVER GATE TRACK & ROLLER



POLYCARBONATE/INSULATED DOUBLE WALL /ALUMINUM SLATS




TELESCOPIC GATE MECHANISM



METAL RACK

BOOM BARRIER



STRAIGHT BOOM BARRIER



FENCE BOOM BARRIER



ARTICULATED BOOM BARRIER



ADVERTISING BOOM BARRIER

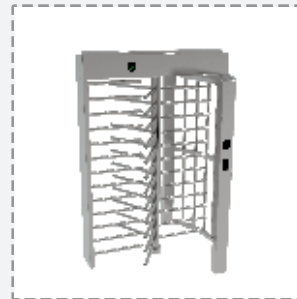
PHYSICAL ACCESS SERIES



TRIPOD TURNSTILE




FULL HEIGHT TURNSTILE



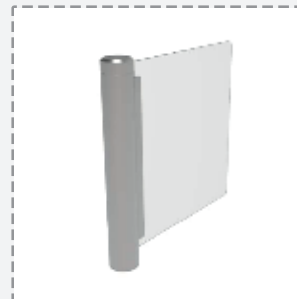
SLIDING BARRIER




SWING BARRIER



FLAP BARRIER



P TYPE SWING BARRIER



ACCESS CONTROL SYSTEM

VEHICULAR RESTRICTED ACCESS SERIES



UNDERGROUND VEHICLE SCANNING SYSTEM



AUTOMATIC NUMBER PLATE RECOGNITION SYSTEM



STANDARD/CRASH RATED ROAD BLOCKER (K4/K8/K12)



STANDARD/CRASH RATED BOLLARD (K4/K8/K12)

For more info about above products contact sales@leaptor.com +91 20 71 400 557

About Us

Leaptor offers wide range of products from **Turnstile, Boom Barrier, Flap Barrier, Swing Barrier, Bollards, Sliding Gate Motor, Swing Gate Motor, Swing Door Motor, Glass Door Motor and Rolling Shutter Motor** these products are designed to create a difference to your secure premises & assures peace of mind to users. The company's strong technical backbone in innovative R&D & manufacturing facilities ensures that each product delivers on our promise of quality, precision and innovation. The company's extensive Pan India sales & service network presence makes sure support is always at hand.

Brand "Leaptor" is headquartered in one of the most renowned Pune's industrial and Automotive hub & has its own infrastructure and manufacturing capabilities in area of 2,80,000 sq ft. with state of the art technologically advanced plant and in-house warehouse facility with a team of experts. Company is an **ISO:9001, ISO:14001 and OHSAS:18001** certified.

The idea behind Leaptor is that we design a truly channel centric division to ensure the prosperity & well being of our Business partners ranging from the Resellers, Fabricators, System Integrators Automation Companies, Engineering Companies to Home Automation Companies etc.

Our Product Range are truly tested for Indian Conditions and ensures seamless operations under standard conditions. All products are CE Certified and are sold under the brand name Leaptor. Leaptor was founded with a strong commitment to quality, integrity, service and strives to improve every day.

We promise to deliver the products we understand for you.

Legacy of the Brand

- 38 years of legacy of parent company & it's experience & knowhow.
- One stop solution for all entrance & security automation.
- Wide product range of physical access, vehicular access system and drives and motors.
- Strong pan India network for sales and service support.
- Strong base of satisfied customers.
- Continuous technical advancement for product innovation.
- Assurance to deliver quality class product.
- International quality certifications **CE**.
- Company is an **ISO:9001, ISO:14001 & OHSAS 18001** certified.
- Customised solution for restrictive access.
- Best in class infrastructure for manufacturing, quality & delivery.
- State of the art modern factory and corporate office.
- Inhouse R&D unit for product testing and validation.
- Best talent resource in the industry.

PHILOSOPHY



Customer Focus



Quality



Innovation



Product Consultancy



Promptness

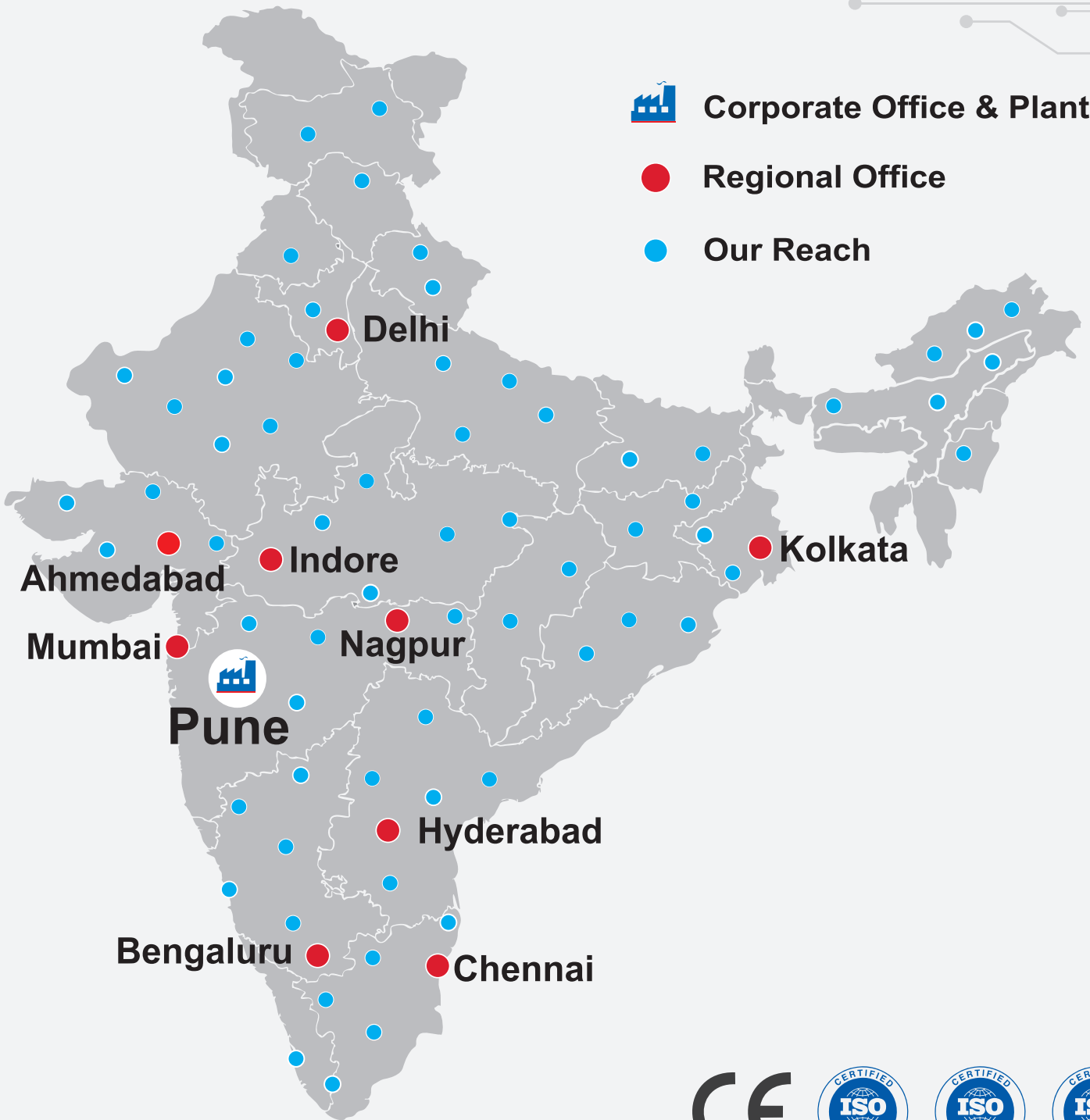
OUR PRESENCE



 **Corporate Office & Plant**

 **Regional Office**


 **Our Reach**



AN ISO 9001-14001-18001 Certified Company

LEAPTOR®

BUSINESS PARTNER

 Gat No. 60-61, Dehu-Moshi Road, Chikhali, Pune-411 062, MH, India.

 Board Line: +91 20 71 400 555 (100 Lines) | +91 8390 584 400

 sales@leaptor.com  www.leaptor.com

Follow Us On:    